



# **A STUDY ON STOCHASTIC MODELS FOR MANPOWER SYSTEM**

**By**

**Dr.S.Chandrasekaran, Khadir Mohideen College, Adirampattinam**

**A.Sairarajan, Research Scholar, Khadir Mohideen College,**

**Adirampattinam**

## **Abstract**

The power plant owner is interested to know in advance the quality of coal to be burnt which should meet maximal efficiency of power plant and the environmental regulations. There is the need to control and to predict the quality of coal at the mine site to meet sulfur emission requirements. Coal quality control between the mine site and the utility plant is a complex problem owing to the variable nature of coal properties (heating value, sulfur, ash), even within the same coal seam. Due to the fluctuation of the coal quality, mine planning and coal homogenization are in fact an optimization problem under uncertain conditions. To deal with these issues a stochastic optimization model is developed for an illustrative coal homogenization problem. Mining block grades from an optimized mining schedule are used to simulate any given homogenization process in stockpiles throughout the mine's life. Sulfur content is treated as lognormally distributed random variable. The objectives of the model include minimizing the expected sulfur content and standard deviation in sulfur content. The methodology was illustrated using the case study on Kolubara surface coal mine.

**Keywords :** Manpower system, Stochastic models simulation

## **Introduction**

According to the International Energy Agency forecast for the next decades, coal will retain its important role in power generation in Europe and worldwide. The availability of the worldwide coal resources and their price stability are the main reasons for this trend. Coal is the most important fuel in the generation of electricity, accounting for 65% of the power produced in Serbia. In the past, because of the regulated business environment in which utilities operated, coal was viewed as a necessary evil and was always treated as a “pass through” cost. Although the quality of coal impacts boiler operations and subsequent power produced and emissions, utilities had no economic interest in monitoring or managing coal quality.

It is preferred that feeds the plants coals whose properties, especially that of calorific value, conform to the power plant design and whose sulfur content meets the sulfur emission requirement after combustion. It is generally difficult to obtain coal of desired qualities from one source because of the variable nature of coal properties. Homogenization of coals from different working benches within the single mine or even more mines are therefore becoming mandatory not only from an economic standpoint but also from the necessity of meeting emission requirements.

At the surface mine, coal is extracted from various active working benches and then transported directly to the power plants or to stockyards. Because coal properties can vary considerably, the quality of run of mine (ROM) coal composite will depend on both the quality and quantity of coal mined from each active bench. If it is desired to control the ROM coal quality, the rate of coal production from each active bucket wheel excavator (BWE) should be regulated. The effect of this approach is to blend the coal through the sequence of mining. Such an approach requires a prior knowledge of the coal quality of planned mining blocks.

Coal homogenization is one of mostly used options for optimisation of sulfur emissions from desulfurization power plants. However, decisions about coal homogenization must deal with uncertainty and variability in coal properties, and with the effect of off-design coal characteristics on power plant performance and cost. According to Shih and Frey sulfur and ash content and heating value are considered as normally distributed random variables. The objectives of a model to optimize operation of a plant must include minimizing: (1) the expected (mean) costs of coal blending and (2) the variance of coal blending costs. The cost objective function includes coal purchasing cost, ash disposal cost, sulfur removal cost, and fuel switching costs. Chance constraints include several risk measures, such as the probability of exceeding the sulfur emission standard.

Homogenization piles are frequently used in order to reduce variability and ensure coal stock. In this context, the most important factors, in respect to pile building can be cited as the type of layer disposition, number of layers and added mass. The last variable can significantly reduce pile variability when a large material amount is homogenized, and variability among the lots decreases. The deposition sequence of the material also is able to affect grade predictability of each pile, requiring a more careful mining advance forecast. Often, this scheduling is represented by a vector of grades to coal blocks that will be mined along a given activity time, and geostatistical techniques are used to predict them.

Some previous studies involving blending and homogenization piles and geostatistical simulations are described. US power stations have experienced reduction in SO<sub>x</sub> emissions, by up to 20%, by homogenizing coal feeds to power plants.

Kriging technique is a very good estimator, but it is not adequate to predict the uncertainty of a process. According to, on contrary to kriging, geostatistical simulation methods aim to reproduce in situ variability, and the

spatial continuity of the input data set. Models used in this way, aim to replicate the spatial structure of a data set as a whole rather than provide reliable local estimates of an attribute at particular locations.

The stochastic simulated model honors values at the sampled points and it reproduces the same dispersion characteristics of the original data set (i. e. the mean, variance and covariance or variogram). It is possible to address questions referring to the dispersion of the grades during operational mine planning or stocking process, since the dispersion characteristics of the original data are maintained.

### **Manpower System in Mine**

Mine planning is based on reliable estimates of coal grades of future mining blocks. Consequently, in order to develop any coal quality control strategy, the mine should have the capability to predict both the quality and the variability of the pertinent coal parameters with some degree of certainty. Coal quality cannot be controlled without some information about possible qualities of future mining blocks. The control of coal quality at the mine phase is usually planned from in-situ coal parameters which are estimated from coal samples. These samples are commonly used to generate maps of in-situ coal parameters. With such maps, it is possible to know in advance the effect of mining from different benches of the surface mine, i. e., whether or not the required quantity and quality of coal can be met during the planning period. Mine planning is divided into four categories: long-term, medium-term, short-term, and operational planning.

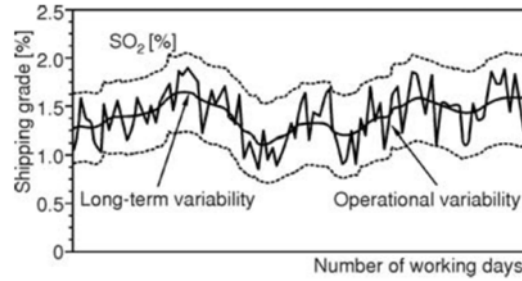
The primary objective of long-term mine planning is to develop mining sequences which will define the economic limit of the mine. The medium-term planning is concerned with a time span from one to about ten years. It provides information necessary for forecasting future production and cost. There is practical limitation in controlling coal quality during the long and medium-term

planning, owing to limited information about grades. The short-term planning contains all activities which are planned between one and twelve months period. The short range plan defines resources and labor requirements, future production and cost. More distinct information about the nature of mineralization and equipment performance is required in short range than medium range planning.

Operational planning is concerned with daily or weekly requirements of the mine. Proper operational planning must conform to short term mine plans as well as satisfying many practical details that are unique to day to day operations. Grade control problems are usually incorporated in the operational planning provided that the necessary detail information is known in advance. The most common planning objective is maximization of tonnage, while meeting the requirements of physical and geological constraints, policies and mining methods. The basic data required in any operational planning are coal quality and capacity. Difficulties in optimum production schedule are caused by variability of grade and inability to accurately predict grades of smaller mining units. Therefore, detailed information on coal properties is essential for reliable operational mine planning.

Generally two types of grade variability exist in the coal chemical composition (fig. 1): – long-term variability as measured by trends of monthly or longer duration, and – operational variability is generally measured by short period inter-train variability around the long-term trend and is little affected by the long-term variability.

The objectives of the operational mine planning model considered in this study are two-fold. First, the coal quality requirements for a planning period must be met, subject to some physical and geological constraints, policies and mining methods. Secondly, the quantity requirements must ensure sufficient coal production.



This model, in general, is based on predicted information about the in-situ quality of the coal deposit. Consequently, production scheduling for the purpose of controlling coal quality, e. g., sulfur, have to be based on the predicted data of the contemplated mining benches. The model uses zero-one programming formulation to select potential working benches in surface coal mine on the basis of predicted information. The standard optimisation technique widely used in many industrial applications is the linear and integer programming [12]. Models involve optimization of a quantity usually referred to as the objective function subject to a set of constraints which define the feasibility. In the operational mine scheduling, the decision to be made is which working benches should be mined. A decision variable  $X_i$  represents the  $i$ -th working bench and takes on a value of either zero (0) or one (1):

$$X_i = \begin{cases} 1 & \text{if } i^{\text{th}} \text{ working bench} \\ 0 & \text{if } i^{\text{th}} \text{ working bench is not mined} \end{cases} \quad (1)$$

with  $X_i$  denoting the  $i$ -th working coal bench whose predicted sulfur and tonnage values for a planned period, are sulfur ( $S_i, \%$ ) and coal production ( $T_i$ , tons), respectively, the objective function of an integer programming formulation of reducing total sulfur content is expressed by eq. (2):

$$\text{Minimize } \sum_{i=1}^n X_i S_i T_i \quad - \quad (2)$$

where  $n$  is the total number of coal working benches

The restriction with regard to both quality and tonnage requirements are formulated in the following way. First, run of mine composite sulfur (3) must not exceed maximum allowed,  $S_{\text{max}} [\%]$ , during a shift (or period).

$$\frac{\sum_{i=1}^n X_i S_i T_i}{\sum_{i=1}^n X_i T_i} \leq S_{\max} \quad - \quad (3)$$

Also, all working bucket wheel excavators (BWE's) must mine coal during a period (or shift). This constraint (4) which guarantees a minimum production during a period, assumes that during any period, the available BWE's do not exceed the total number of potential working coal benches:

$$\sum_{i=1}^n X_i = \text{BWE} \quad - \quad (4)$$

In practice, the surface coal mine is divided into a number of mining phases, which are mined bench by bench, each bench represented by a horizontal layer of blocks within the given mining phase and having the same elevation. The mathematical formulation of the scheduling procedure of mining blocs in terms of binary decision variables describing in which period the particular block is extracted and what is its destination (either directly to the power plant or to processing plant and stockyard) is quite straightforward. But the hypothetical optimal block extraction sequence may be completely impractical due to the technological requirements for the mining equipment (BWE's) access and relocation.

The resultant homogenizing effect is calculated as the variability of the incoming coal on pile (e. g. S %) and the variability of the outgoing coal from pile [11]:

$$\text{HE} = \frac{\sigma_{in}}{\sigma_{out}} = 0.5\sqrt{n}, \text{ where } n \text{ is the number of layers (5)}$$

### **The Square ad corner Shaped layers model**

From operational mine plan the coal benches mined are forming each windrow stockyard pile. These multiple mining benches are an initial blending attempt as distinct coals are combined to ensure sulfur regularity minimum.

Software solution takes as input all needed design parameters, so very detailed analyses are possible. First input parameter is number of layers in base, from which software calculates total number of layers. There are  $n$  layers in the base. One can observe that there is an  $n-1$  layer in the next row, but also that rhombus, and corner shaped layers are paired. So, in all non-base rows of layers, there is:

$$(n-1) + (n-2) + (n-3) + \dots + 1 = \frac{(n-1)n}{2}$$

pairs of square and corner shaped layers. Then total number of all base and non-base rows is:

$$(n+2) \frac{(n-1)n}{2} = n + n^2 - n = n^2 \quad - \quad (6)$$

The stockpile geometry is given with: length, width, height and slope are also input parameters. The software solution give possibility to define stockpile geometry (shape) with length, width, height and slope as input parameters, that provides easy adjustment for other, different stockpile size and shape. Another feature of interface is visualization of cross section for different stacking granularity, for selected pile and position within pile, fig. 2. The shadings of layer's cross-sections in fig. 2 are corresponding to the percentage of sulfur.

### **Developed Model**

Developed reclaiming model determines the tonnage of coal to be loaded from stockyard piles by reclaimer, so that the total sulfur content of the reclaimed coal is minimised, while retaining the its heating value within required range.

Bed blending assumes that each reclaim slice (fig. 3) includes equal amounts of material from all layers of material stacked. This is good approximation for some bed-blending systems, but it is not a good



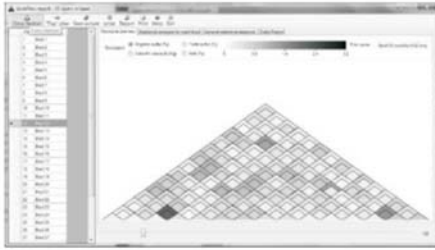


Figure 2. Software visualization of pile cross-section

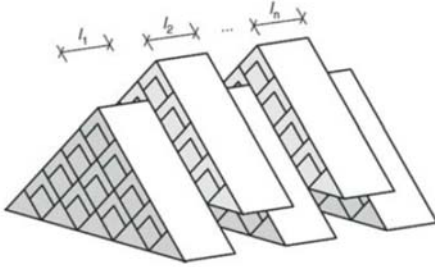


Figure 3. Reclaiming slices from windrow pile

approximation for most mineral stockpiling systems. Therefore, we describe prediction of the performance of stockpiling systems for which reclaim slices include unequal amounts of material from the layers of material stacked, fig. 3.

Quality of the reclaimed material is calculated as the weighted average of pieces of the layers that are taken from the bed. In this calculation, each piece's quality is weighted by its volume. More precisely, let  $X_{ij}$  be the average grade of the material in layer  $i$  such that its distance from the beginning of the layer is in the range  $[(j - 1)d, jd]$  where  $d$  is the cut depth of the reclaimed. Now, the layers can be described by the matrix:

$$\begin{matrix}
 X_{11} & X_{12} & \dots & X_{1n} \\
 X_{21} & X_{22} & \dots & X_{2n} \\
 \vdots & \vdots & \ddots & \vdots \\
 X_{m1} & X_{m2} & \dots & X_{mn}
 \end{matrix}$$

where  $m$  is the number of stocked layers,  $l$  – the length of the bed, and  $n = l/d$ . The volume of the material reclaimed from layer  $i$  in cut  $j$  is denoted by  $v_{ij}$ . The average grade of material reclaimed in whole cut  $j$  is then computed by the formula:

$$\bar{X}_j = \frac{\sum_i v_{ij} X_{ij}}{\sum_i v_{ij}} \quad - \quad (7)$$

When necessary, calculation of volumes includes Monte Carlo integration for calculation of intersection area of arbitrary polygons when the polygons are

too complex. We describe the Monte Carlo integration method we used. Let  $f$  be a function, and  $IV(f)$  the definite integral of that function:

$$IV(f) = \int_{a_1}^{b_1} dX_1 \int_{a_2}^{b_2} dX_2 \dots \int_{a_n}^{b_n} dX_n f(X_1, X_2, \dots, X_n) = \int_l f(\vec{x}) d\vec{x} \quad (8)$$

on the region of integration:

$$V = [a_1, b_1] \times [a_2, b_2] \times \dots \times [a_n, b_n] \quad (9)$$

Monte Carlo approximation of this definite integral is calculated using:

$$A_n(F) = \frac{|V|}{N} \sum_i f(\vec{x}_i) \quad (10)$$

where  $|V|$  is the volume of the integration region, and  $x_i$  are the points in the random sample taken from the integration region. The value  $A_n(f)$  converges to true value  $IV(f)$  as  $n$  goes to infinity. The variance of this estimate is calculated as:

$$\text{Var}[A_n(f)] = |V|^2 \frac{\text{Var}(f)}{n} \quad (11)$$

Since the variation of an integral able function is bounded, the variance of the estimate decreases as  $1/(n)^{1/2}$ .

Now, let  $C_p(X)$  be the characteristic function of the polygon  $P$ . For each point, this function gives value 1 if that point is in the polygon and value 0 if the point is out of the polygon. This function can be calculated by taking an arbitrary ray (half-line) from the point that intersects the sides of the polygon. If the number of intersections is even, then the value of the function is 0, and if it is odd, the value of the function is 1. By plugging this function in the general formula for Monte Carlo integration, one can approximate the area of the polygon. In order to calculate the intersection of the polygons  $P_1, P_2, \dots, P_n$ , one should use the characteristic function of the intersection which is the product of characteristic functions of polygons, namely,  $C_{p1}(X), C_{p2}(X) \dots C_{pn}(X)$ .

Nevertheless, in most cases, the volume can be calculated exactly – without approximation.

## **Methodology**

The primary objective of the simulation is to determine a sequence of mining tasks to deliver the required coal quality and quantity to the power plants in the short-to-medium term. Simulation algorithms currently used in mining are more appropriate than ordinary kriging to deal with matters related to data variability. Mine production plans, scheduling, and blending strategies require knowledge of the dispersion of relevant geological attributes. Fluctuations in mining engineering and geochemical attributes of interest are also relevant for mine design and production scheduling. For example, mapping the probability of grades exceeding a limiting threshold within different areas of a deposit can warn of possible fluctuations in the grades, with direct implications on the scheduled mining plan.

Stochastic simulation model is used to generate multiple, equally probable scenarios of the phenomenon; each scenario reproduces the value of the sampled data, their spatial continuity, represented by lognormal model, and the histogram of the distribution, replicating the natural variability of the sulfur. These scenarios provide a set of possible values for each mining block, which form a homogenization pile. So, we generate many values for the average of blending piles studied as there are various possible scenarios generated by the simulation algorithm used.

Generation of dataset for this case study was performed in statistical package Rsim, with `rlnorm` function which can generate random numbers whose distribution is lognormal, with arguments: the number of random numbers, the mean and standard deviation. The following code was used:

```
ss_mean = 0.465 ; ss_stdev = 0.351 ;
```

$$ss\_meanlog = \log(s\_mean) - \frac{1}{2} \log \left( 1 + \frac{s\_stdev^2}{s\_mean^2} \right)$$

$$ss\_sdlog = \sqrt{\log \left( 1 + \frac{s\_stdev^2}{s\_mean^2} \right)} ; y = rlnorm(1, ss\_meanlog, ss\_sdlog)$$

The steps involved in the study can be summarized as:

1. Build a consistent geological database using drill holes and use this data to develop Minex™ coal quality seam models to map the variability associated with the in situ qualities. Generation of multiple equally probable models via Rsim.
2. After its construction, a mini block model is used for mining planning and scheduling. For a given mining schedule and multiple simulated quality models, compose the average content values for each pile system considering the number of blocks forming each chosen stockpile and their respective qualities. Each generated pile is based on a scheduled sequence of blocks forming the pile.
3. Plot the standard deviation from stockyard pile qualities in relation to planned average for various pile sizes (masses). Check the size of the pile, which leads to an acceptable range of content variation. Repeat (2) and (3) for each of several simulated models of sulfur contents to map the influence of in situ qualities uncertainty on the interpile quality fluctuation.

## Conclusions

This paper reviewed homogenization methods used in stockyards and proposed a methodology to generate equally probable models based on maps of sulfur content within a coal deposit in Kolubara surface mine. These models allow assessing the uncertainty associated with the grade content in the ROM coal supplied to the power plant. As the size (mass) of the pile increased, the

quality fluctuations reduced allowing the decision maker the choice of selecting a proper pile size to meet an acceptable level of variability. The optimal size must be defined taking into account capital and operational costs. The key message of stemming from the results in this paper is that the simulation model provides a useful decision support tool to compare operational mine scheduling and stockyard piles policies for controlling coal quality. According to the model, it is possible to reduce the variability of the grades exponentially as the mass of the pile increases.

## **References**

1. \*\*\*, A Review of the State-of-the-Art in Coal Blending for Power Generation, Final Report – Project 3.16., Coordinating Research Council, Algharetta, Geo., USA, 2001
2. \*\*\*, International Energy Outlook 2011, US Energy Information Administration, 2011
3. Bivand, R., et al., Applied Spatial Data Analysis with R. Use R Series, Springer, Heidelberg, Germany, 2008
4. Costa, J. C. L., et al., Incorporating in Situ Grade Variability into Blending Piles Design Using Geostatistical Simulation, Proceedings, 3rd World Conference on Sampling and Blending, Porto Alegre, Brasil, vol. 1, 2007. pp. 378-390
5. David, M., Developments in Geomathematics 2: Geostatistical Ore Reserve Estimation, 1st ed., Elsevier, Amsterdam, The Netherland, 1977
6. De Wet, N., Homogenizing/Blending in South Africa – An update, Bulk Solids Handling, Issue no.1, 1994 [13] Isaaks, E. H, Srivastava, R. M., Applied Geostatistics, Oxford University Press, New York, USA, 1989
7. Gershon, M. E., Mine Scheduling Optimization with Mixed Integer Programming, ALME Fall Meeting, Honolulu, Hi., Preprint No. 82- 324, 1982

8. Ignjatovi}, D., et al., Coal Quality Management, Faculty of Mining and Geology, University of Belgrade, Belgrade, 2007
9. Kim, Y. C., et al., Development of Emission Control Strategies Using Conditionally Simulated Coal Deposits, University of Arizona, Tucson, Ariz., USA, Proprietary report prepared for the Homer City Owners, Homer City, Penn., USA, 15478, 1981
10. Murphy, T. D., Brown, K. E., Combining Geostatistics and Simulation to Predict Sulphur at a Central Illinois Coal Mine, *Mining Engineering*, 45 (1993), 3, pp. 284-287
11. Padberg, M. W., *Linear Optimization and Extensions*, Springer, N. Y., USA, 1995
12. Parker, H., The Volume Variance Relationship: A Useful Tool for Mine Planning, *Engineering and Mining Journal*, 180 (1979), 10, pp. 106-123
13. Schofield, C. G., *Homogenisation/Blending Systems Design and Control for Minerals Processing*, TransTech Publications, Rockport, Mass., USA, 1980
14. Shih, J. S., Frey, H. C., Coal Blending Optimization under Uncertainty, *Proceedings, Tenth Annual International Pittsburgh Coal Conference*, Pittsburgh, Penn., USA, 1993, pp. 1110-1115